

HAKKI PILKE ...FOR FAST EFFICIENT FIREWOOD PRODUCTION

MODELS:
STANDARD MACHINE



Transfer and cross-cutting of the wood by hand.

STANDARD MACHINE WITH FEED CONVEYOR




The feed conveyor carries the log into the machine. Machine operation is by the hand lever. EASY model:



All the functions of the machine are hydraulically operated using joystick type controls.



Log feed




Cross-cutting



Adjustmet of splitting blade

FAST SPLITTING ACTION



TWIN SPLITTING CHAMBERS



The wood is automatically guided into the vacant splitting chamber.


SAFE AND CONVENIENT



Ergonomically correct working position. The cutting and splitting areas are fully guarded.



When the guard for the splitting chambers is open the cross cutting saw is locked.



The slightly inclined infeed conveyor keeps the logs safely on the table.




The spring-loaded support roller automatically opens the guard.



Emergency stop and splitter reverse. The splitting chamber guard cannot be opened while splitting is in progress.



PERFECT CONTROL



During cutting the wood length limiter moves to the right enabling the log to fall freely.



Blade height adjustment is quick and easy.

CLEAN FIREWOOD



After splitting the firewood passes over a grid through which wood waste and splinters can fall.

EASY MAINTENANCE



Automatic chain lubrication! Oil goes to the chain only when the machine is in use. There are separate tanks for hydraulic oil and chain oil.



The splitting blades are easy to remove without using tools.



After one securing bolt is removed the sawbar cover can be fully opened to allow easy access for maintenance.

THE FOLDING DISCHARGE CONVEYOR MAKES ACCESS TO LOW BUILDINGS EASY.



The conveyor height is adjusted with a hand operated self-locking winch.



A strong quick release latch secures the conveyor for safe transport.

OPTIONAL EXTRAS:



With the standard blade wood can be split into 2 or 4 pieces.



Hydraulically adjustable splitting blade.



Hydraulic log lifter.



A 6 way splitting blade is available. The 63 mm cylinder is recommended.



Log deck with hydraulic log feeder.



The hydraulic log lifter folds behind the machine for transport.



TECHNICAL INFORMATION:

	2X	2X Easy
Power requirement	7,5 kW	10 kW
Output, bulk m³/h	approx. 10-11 m ³	approx. 10-11 m ³
Sawbar	13"	13"
Cross-cut sawbar	0,325"/56 links	0,325"/56 links
Splitting cylinder (standard)	2 pcs/50 mm/3,5 t	2 kp/50 mm/3,5 t
*optional	63 mm/5,5 t	63 mm/5,5 t
Splitting blade (standard)	a blade that splits into 2 and 4 pcs	a blade that splits into 2 and 4 pcs
*optional	a blade that splits into 6 pcs	a blade that splits into 6 pcs
Max log diameter	30 cm	30 cm
Hydraulic pressure	180 bar	180 bar/60 bar
Flow of hydraulic pump	44 l/min	44 l/min/17 l/min

	2X	2X Easy
Weight of the machine		
* machine+discharge conveyor	600 kg	700 kg
* machine+discharge conveyor + feed conveyor	650 kg	750 kg
Dimensions in transport position		
* height	2520 mm	2520 mm
* width	2520 mm	2450 mm
* depth	850 mm	1050 mm
The length of conveyor in work position	4,0 m	4,0 m
Length of feed conveyor	2,2 m	2,2 m
Optional power sources	tractor, electric or combustion engine	tractor, electric or combustion engine

Maaselän Kone Oy reserves the right to amend specifications without prior notice.

Manufacturer:

Sales:

MAASELÄN KONE OY

85800 HAAPAJÄRVI, FINLAND
tel. +358 8 772 7300, fax +358 8 772 7320
www.maaselankone.fi

HAKKI PILKE

SETTING THE STANDARD



WWW.MAASELANKONE.FI